

# 1

## Lesson 1

### Read

Get Ready!



1. Listen and read the dialogues A-D. Match them to pictures 1-4.



2



1



3



4

A.

John: Hi, I'm John. What's your name?  
Sara: Hi, John, I'm Sara and this is my friend, Julie.  
John: Nice to meet you both.  
Julie: Nice to meet you, too.

B.

Rufus: Hi, Luis, How's it going?  
Luis: Great, thanks. And you?  
Rufus: Yeah, I'm fine, thanks.

C.

Dad: Bye, John.  
Mum: See you later.  
John: Bye. See you at 5:00.  
Dad: See you!

D.

Sally: Hello, Alicia. How are you?  
Alicia: Not too good.  
Sally: Sorry to hear that. Get well soon.  
Alicia: Thanks.

### Glossary

*How's it going?* = (informal) ¿Cómo te va?  
*Not too good.* = No muy bien.  
*Sorry to hear that.* = ¡Que lástima!  
*Get well soon.* = ¡Que te mejores!



### 2. Say it!

Listen and repeat the words.

*Hi! Hello! How are you?*

Be careful when you pronounce words beginning with the letter 'h' in English.

### Listen




3. Listen and repeat these sentences.

- a. Hi! How are you?
- b. Hello! My name is Helen.
- c. How are you, Helen?
- d. Sorry to hear that.

### Speak

4. In groups, read aloud the dialogues in exercise 1.


Focus on vocabulary



Good morning



Good afternoon



Good evening

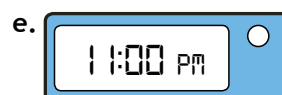
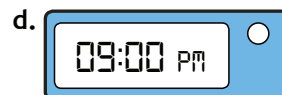
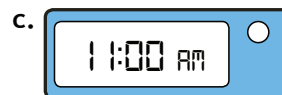
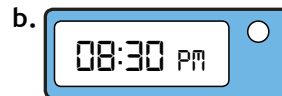


Good night

5. Copy the clocks in your notebook and write the correct greeting from the *Useful vocabulary* box.



Example: Good morning.



Useful vocabulary

Good morning      Good afternoon  
 Good evening      Good night

1. We say 'Good morning' from when we wake up until 12 PM.
2. We say 'Good afternoon' after 12 PM until about 6 PM.
3. We say 'Good evening' after 6 PM until we leave or go to bed.
4. We say 'Good night' when we leave a place late at night or go to bed.

Focus on language

6. Match a-d with the responses in 1-4.

- |                         |                                     |
|-------------------------|-------------------------------------|
| a. What's your name?    | 1. Hi. Great, thanks.               |
| b. Hello. How are you?  | 2. Nice to meet you too.            |
| c. Pleased to meet you. | 3. Hi. My name's Teresa.            |
| d. Hi. How's things?    | 4. Hello. I'm very well, thank you. |

7. Write the conversation in the correct order in your notebook.

- |   |  |
|---|--|
| a. Hi, Susan. I am Pedro. Nice to meet you. | d. Good morning. My name is Susan. What's your name? |
| b. Nice to meet you, too.                   | e. Pleased to meet you Alberto.                      |
| c. Susan, this is my friend Alberto.        | f. Pleased to meet you too, Pedro.                   |

Example: 1 d Good morning. My name is Susan. What's your name?



## Listen



8. Listen and choose the correct response, A, B, or C.

1.

- A. Hello, Jack.
- B. Goodbye, Jack.
- C. I'm fine, thank you.

2.

- A. Hi, Tom. Nice to meet you.
- B. See you later.
- C. What's your name?

3.

- A. Pleased to meet you, too.
- B. I'm fine, thanks.
- C. Get well soon.

4.

- A. I'm OK and you?
- B. Pleased to meet you.
- C. My name's Marta.

5.

- A. Hi!
- B. See you!
- C. Sorry to hear that!

6.

- A. How are you?
- B. Sorry to hear that.
- C. How's it going?



## Listening Tip

- ✓ Don't panic!
- ✓ Understand the exercise before you begin.
- ✓ Read the options before you begin.
- ✓ Listen carefully.



9. Now listen and check your answers.

 **Speak**

10. Look at the pictures. Use the phrases to practise three short conversations to meet people, introduce yourself, and say goodbye.

**1**

**Meet people**

*Hi! How are you?*

*I'm fine (thanks).*

*How's everything?*

*I'm OK.*

*How's it going?*

*Not bad.*

**Respond**



**2**

**Introduce yourself**

*Hi! I'm ...*

*Nice to meet you.*

*Hello! I'm ...*

*Pleased to meet you.*

*This is my friend ...*

*She's ...*

**Respond**



**3**

**Say goodbye**

*Goodbye.*

*Bye.*

*See you!*



 **Write**

11. In your notebook, write a short dialogue using expressions from the lesson.

A: \_\_\_\_\_

B: \_\_\_\_\_

A: \_\_\_\_\_

B: \_\_\_\_\_

A: \_\_\_\_\_



 Listen

Get Ready!



1. Listen to four students talking and match them to the ID cards A-D.

A



Class:  
9B

Name  
Joshua

Surname  
Adejokun

B



Class:  
11C

Name  
Dean

Surname  
Harrison

C



Class:  
10A

Name  
Shirley

Surname  
Perez

D



Class:  
8D

Name  
Tina

Surname  
Johnson

## Focus on vocabulary



2. Listen and repeat.

The alphabet

A B C D E F G H I J K L M N  
O P Q R S T U V W X Y Z



4. Listen and choose the name you hear.

1. A. Sara      B. Sandra      C. Sarah  
2. A. John      B. Jhon      C. Johnny  
3. A. Viviana      B. Bibiana      C. Biviana  
4. A. Jan      B. Yan      C. Gan



5. Listen and write the names of students 1-3 in your notebook.



1. \_\_\_\_\_

2. \_\_\_\_\_

3. \_\_\_\_\_



3. Say it!

Listen and repeat.

Learn the vowels first. Listen and repeat.  
a e i o u

Make groups of consonants with similar sounds. Listen and repeat.

/i:/ b c d g p t v

/e/ f l m n s x z

/eɪ/ h j k

/u:/ q w

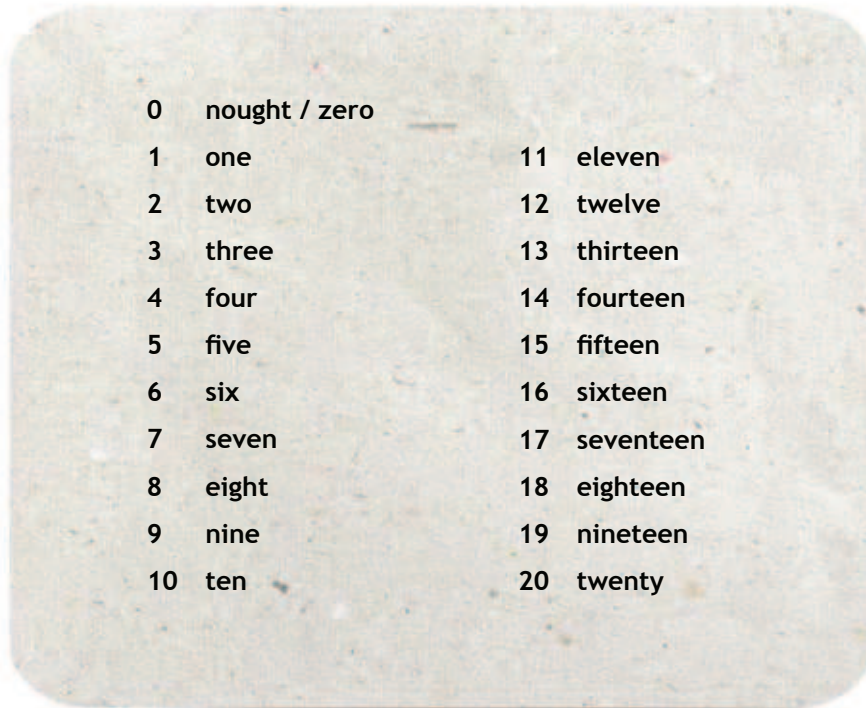
/ɑ:/ r

/aɪ/ y

## Focus on vocabulary



6. Listen and repeat the numbers.



## Useful expressions

- @ = *at*
- .com = *dot com*
- \_ = *underscore*

## Listen



7. Listen and complete the forms in your notebook.

## Student 1

NAME: \_\_\_\_\_  
 SURNAME: \_\_\_\_\_  
 CLASS: 8C  
 PHONE NUMBER: \_\_\_\_\_  
 EMAIL: \_\_\_\_\_

## Student 2

NAME: \_\_\_\_\_  
 SURNAME: \_\_\_\_\_  
 CLASS: \_\_\_\_\_  
 PHONE NUMBER: 9542076  
 EMAIL: \_\_\_\_\_

## Student 3

NAME: \_\_\_\_\_  
 SURNAME: Paez  
 CLASS: \_\_\_\_\_  
 PHONE NUMBER: \_\_\_\_\_  
 EMAIL: \_\_\_\_\_

## Student 4

NAME: \_\_\_\_\_  
 SURNAME: \_\_\_\_\_  
 CLASS: \_\_\_\_\_  
 PHONE NUMBER: \_\_\_\_\_  
 EMAIL: Jan01520@hotmail.com

 Read

8. Read the text and the sentences a-e. Are the sentences true (T) or false (F)?

- a. Angélica is Megan's penfriend. \_\_\_\_\_  
 b. Angélica and Lili are 13 years old. \_\_\_\_\_  
 c. Angélica and Lili are best friends. \_\_\_\_\_  
 d. Patricio is Angélica's brother. \_\_\_\_\_  
 e. They are all at the same school. \_\_\_\_\_

Dear Megan,

I'm very pleased to 'meet' you. I'm happy you're my penfriend. I'm Angélica Pérez and I'm 13 years old. At school I'm in Class 9F. Here's a photo - it is me and my friend. Her name is Liliana - or Lili to her friends. She's 14 years old. We're in the school dance group. Lili is my best friend. She's very nice.

The other photo is my brother. His name is Jonás Pérez. He's with his classmate, Patricio. He's from Chile. They're in the school baseball team. They're both 15 years old.

We're all at the same school. It's The Columbus School.

My email address is angelip@me.com and my mobile number is 011 57 315 75364.

Please write soon.

Best wishes,  
 Angélica



### Focus on language

9. Look at the text in exercise 8 again. Find examples of the words below.

Full form	Contracted form
I am	I'm
You are	You're
She is	She's
He is	He's
It is	It's
We are	We're
They are	They're



10. Listen and repeat the sentences.

- a. I am Angélica. I'm a student.  
 b. You are Megan. You're my penfriend.  
 c. It is me and my friend. It's The Columbus School.  
 d. He is with his classmate, Patricio. He's from Chile.  
 e. She is 14 years old. She's my best friend.  
 f. We are in the school dance group. We're at the same school.  
 g. They are in the school baseball team. They're 15 years old.

 **Write**

11. Use *am*, *is* or *are* in the full form to complete the text.

I (1) \_\_\_\_\_ Manuel and I (2) \_\_\_\_\_ 15 years old. Today my friends and I (3) \_\_\_\_\_ at school. We (4) \_\_\_\_\_ all in 10 T.

It (5) \_\_\_\_\_ Monday, so it (6) \_\_\_\_\_ baseball practice after school. My best friend (7) \_\_\_\_\_ Tobías. He (8) \_\_\_\_\_ very nice. My other friends (9) \_\_\_\_\_ Paula, Beatriz, and Elena. They (10) \_\_\_\_\_ funny.



12. In your notebook, write a similar paragraph about you, your friends and your school.

I'm ... \_\_\_\_\_  
 \_\_\_\_\_  
 \_\_\_\_\_  
 \_\_\_\_\_

**Writing Tip**

- ✓ Make notes before you write.
- ✓ Put your ideas in a logical order.
- ✓ Check your writing carefully for spelling, punctuation and grammar mistakes.

**Useful expressions**

'Double s' or 'Double 3'.

Say the word *double* when you have a word, email address or phone number with the same letter or number repeated.

*Lilli. L-l-double L- l*  
 0171 43double 9 2double52

 **Speak**

13. Ask and answer questions to complete the chart.



Name	email	Phone number